

LST20/16A PELLET THERMOSTOVE Steel version



LST20/16AS




THERMOSTOVES LINE		LST20/16A
Dimensions (WxHxD)	mm	534x1085x582
Weight	kg	180
Air inlet tube ø	mm	50
Smoke outlet tube ø	mm	80
Water in / water out diameter ø		¾ water pipe
Heatable area*	mq	150
Autonomy (min-max)	h	7 - 17
Global thermal output	kW	17,9
Nominal thermal output (min - max)	kW	6,5 – 16,3
Water heat output (min – max)	kW	5,6 – 13,5
Space heat output (min – max)	kW	1,5 – 3,2
Fuel		Pellet
Pellet fuel consumption (min-max)	kg/h	1,5 – 3,6
Efficiency		94%
Tank capacity	kg	25
Power input (min - max)	W	140 - 300
Finish		Steel
Colours available		Black / Sand / Bordeaux
Power supply / N° of phases	V – Hz –ph	230 – 50 – 1
Fan speed		9
Air capacity of the smoke aspirator	m³/h	235
Programming sets		4 weekly
Water temperature max degrees	°C	80
Sanitary hot water kit		optional



Remote controller

depending on the isolation of the house where the stove is installed.

** The heatable area can vary*

FINISH	STEEL
 Colour: Black	LST20/16AK
 Colour: Sand	LST20/16AS
 Colour: Bordeaux	LST20/16AB